


PARENT QUICKSTART GUIDE



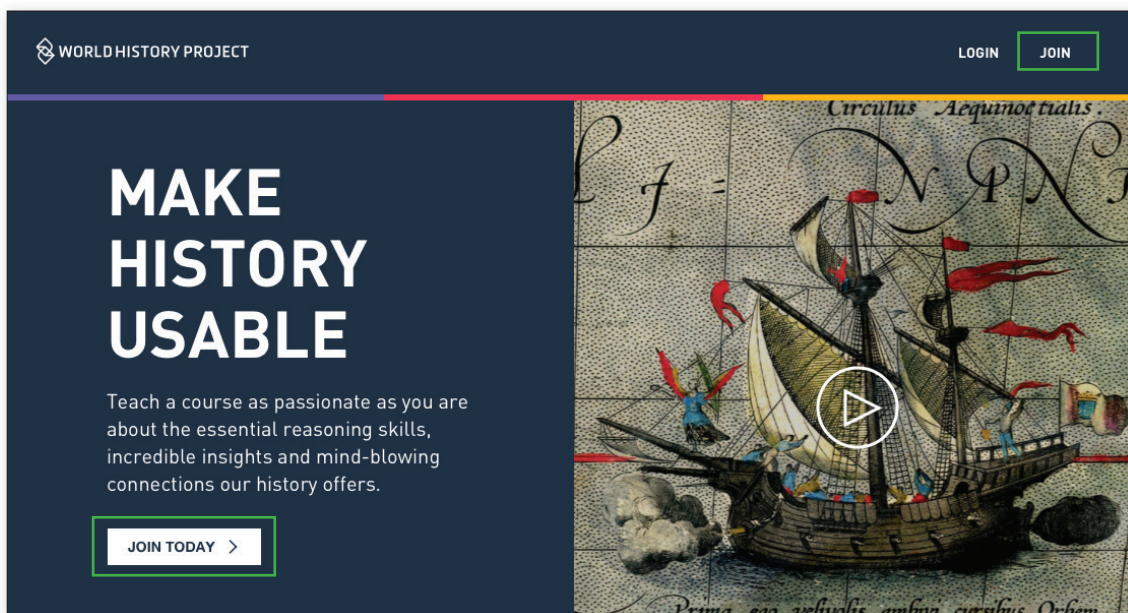
Your kids are home from school. You're home from work. You want to try out the World History Project (WHP) course. Where to start?

There's an overwhelming amount of information and advice out there about online learning, and it's a lot to juggle when you have limited time to try to establish new routines at home. This Parent Quickstart Guide offers advice to help you and your kids get started with WHP. Although WHP was designed for *classrooms*, this guide is structured to help *parents* and *students* navigate the course on their own.

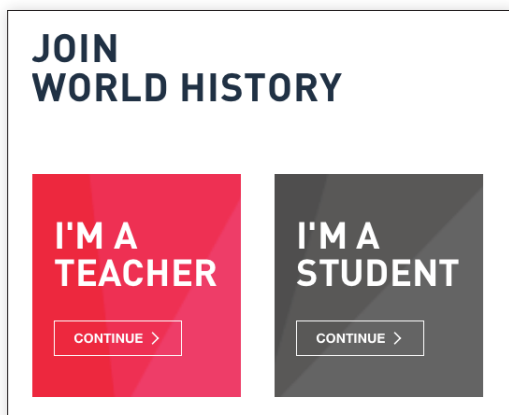
Please note that WHP launched in November 2019, so we are still in the process of developing and publishing some elements of the course. For example, in the coming weeks, we will be rolling out a WHP course on Khan Academy, a platform designed for solo learners. When new updates like the Khan Academy WHP course are available, they will be announced here. In the meantime, here are some tips to get started!

Create your own account

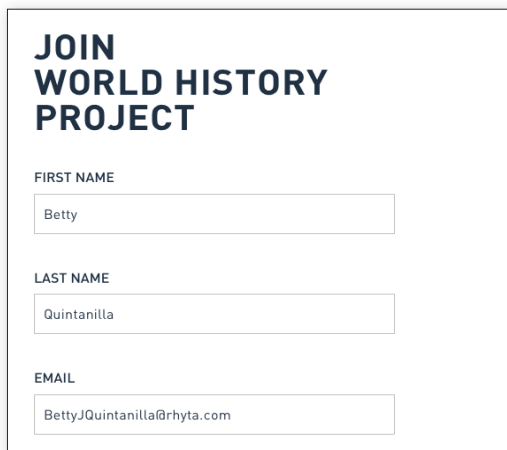
1. Go to whp.oerproject.com and click the **JOIN** or **JOIN TODAY** link.



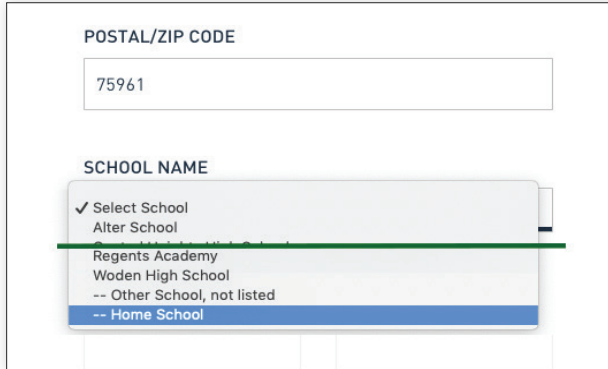
The **JOIN WORLD HISTORY** page opens.



2. Select I'm a **Teacher** and **CONTINUE**. Enter your information.



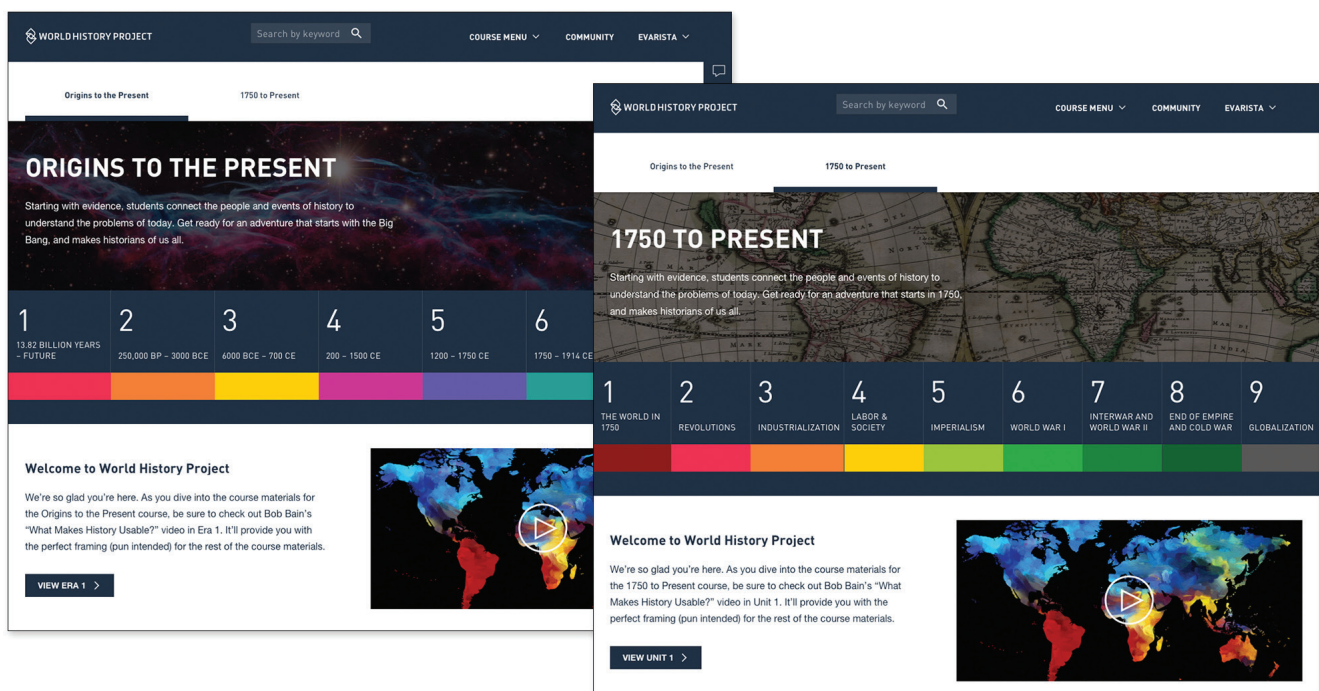
- When you get to the **TELL US ABOUT YOUR SCHOOL** section, you will be asked to enter the school. Please register as a **Home School** (do not enter the school that your child normally attends). This will help us send you resources aimed at folks at home.



- After you have registered, you'll receive an email from **help@oerproject.com** with the subject **Account Confirmation**. Make sure to check your spam/junk folder if you don't see the email in your inbox.

Choose Origins or 1750

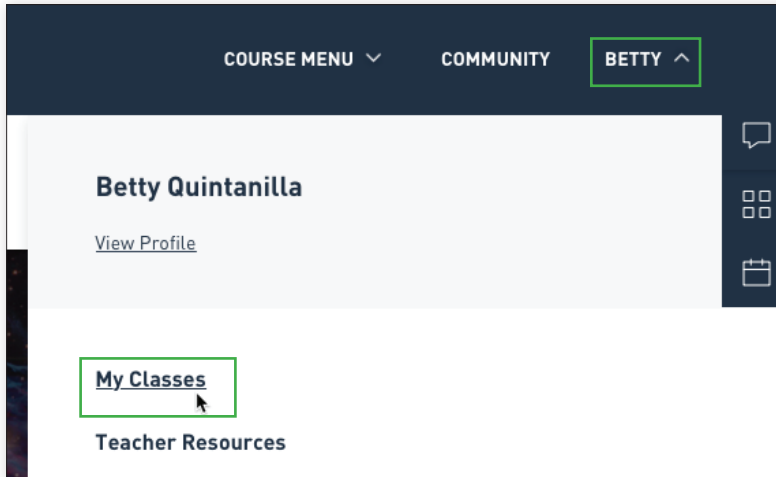
You will notice that there are two courses: “**ORIGINS TO THE PRESENT**” and “**1750 TO PRESENT**.” To accommodate state standards, we created two versions of the course. One starts with early humans (Origins) and the other starts, well, at 1750. Not sure which version of the course is right for your child? For most, we recommend the Origins course. Additionally, the Origins course will be the first version available on Khan Academy (although the 1750 course will eventually be on Khan as well). We do recommend the 1750 course for those in California, Washington, DC, and for tenth graders in New York. Still not sure? Reach out and ask!



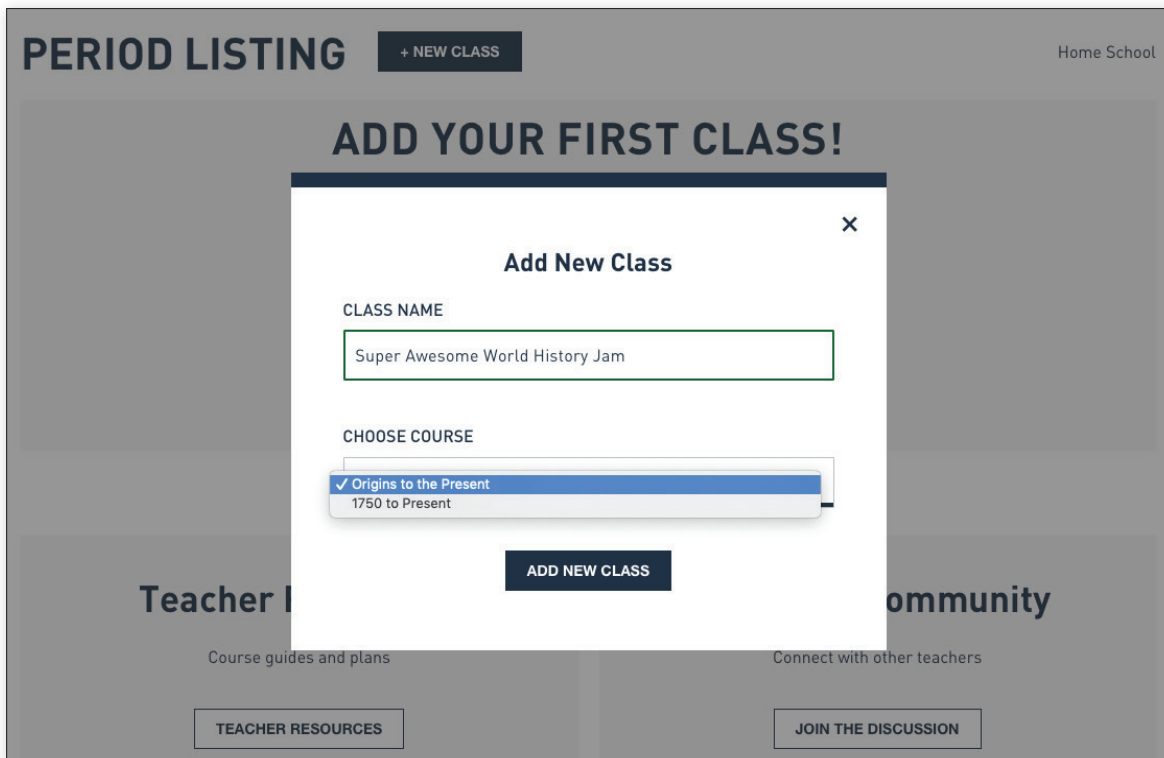
WHP Origins course (left) and WHP 1750 course (right)

Invite your child

1. Click on your name to expand the profile menu and then click on **My Classes**.

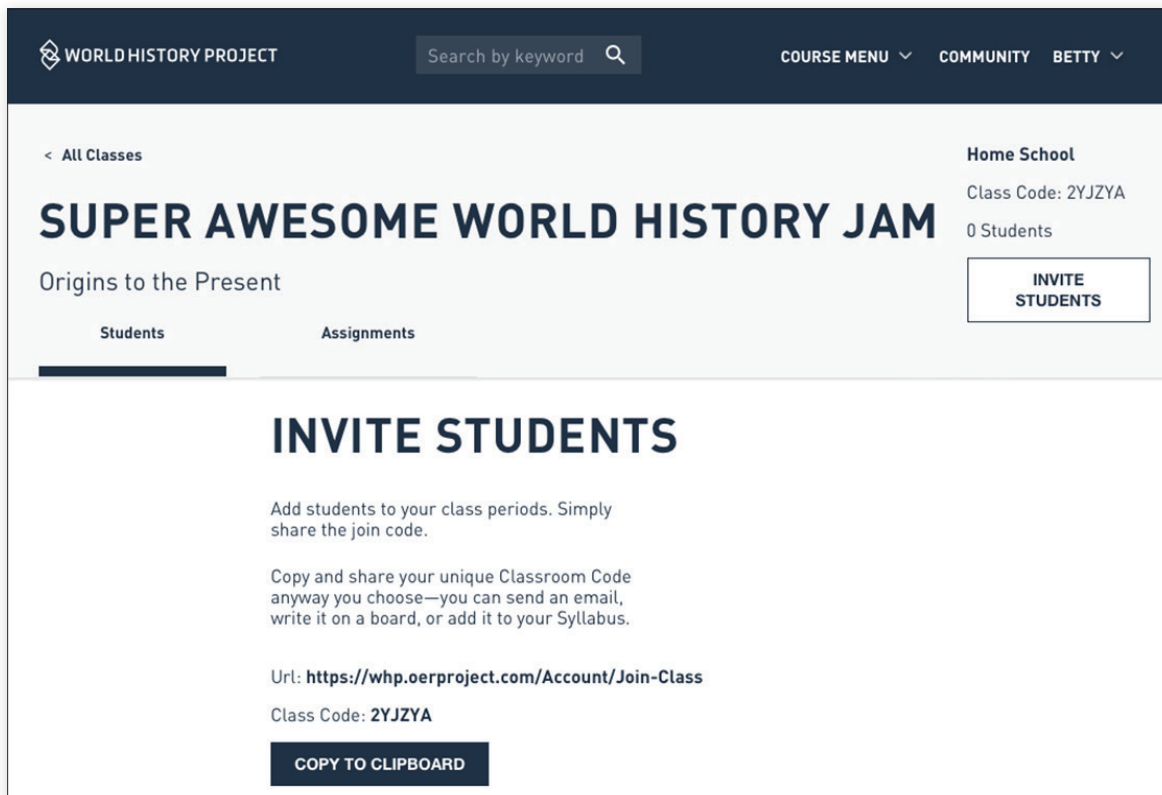


2. Click on the **+ NEW CLASS** button to create a class. The **Add New Class** dialog box opens.
3. Name your class (we suggest something like *Super Awesome World History Jam*, but that might be trying too hard).



4. Select either **"Origins to the Present"** or **"1750 to Present"** then click the **Add New Class** button. Congratulations! Your new class is created.

- The **INVITE STUDENTS** information is now available. Take note of the **Class Code**.




- Direct your student to visit <https://whp.oerproject.com/Account/Join-Class>.
- They will then enter the class code on your screen and they are ready to roll!

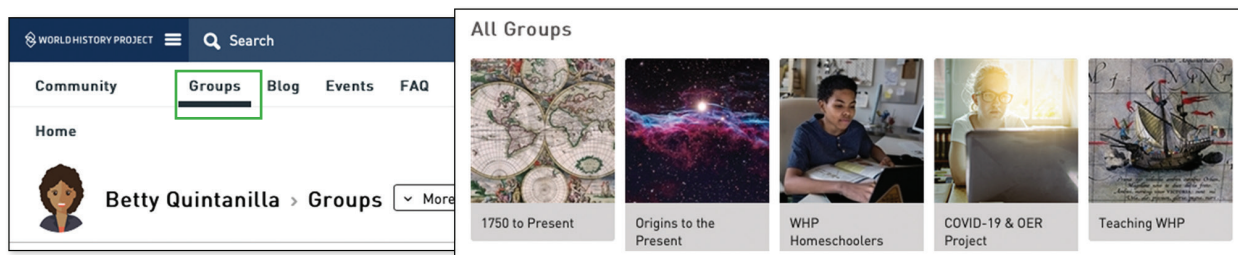
Join the community

WHP hosts a robust and supportive community of teachers and parents. Join the community to ask questions, share resources, and collaborate with other parents as they navigate home schooling. Got a question about getting up and running with the class? Want to hear from other parents trying not to expel their only student from their home school? Need advice about Han Dynasty China? The WHP teacher community can help. Here's how to get connected.

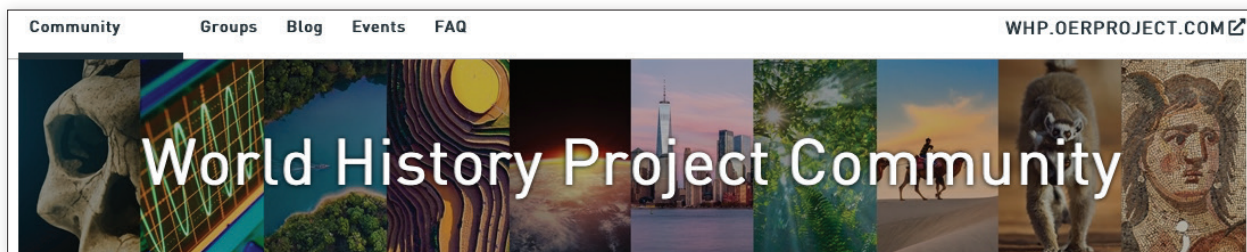
- Once you have registered and logged in, just click **COMMUNITY** on the home page.



- Click **Groups** at the top of the page. You will see a list of **All Groups**.



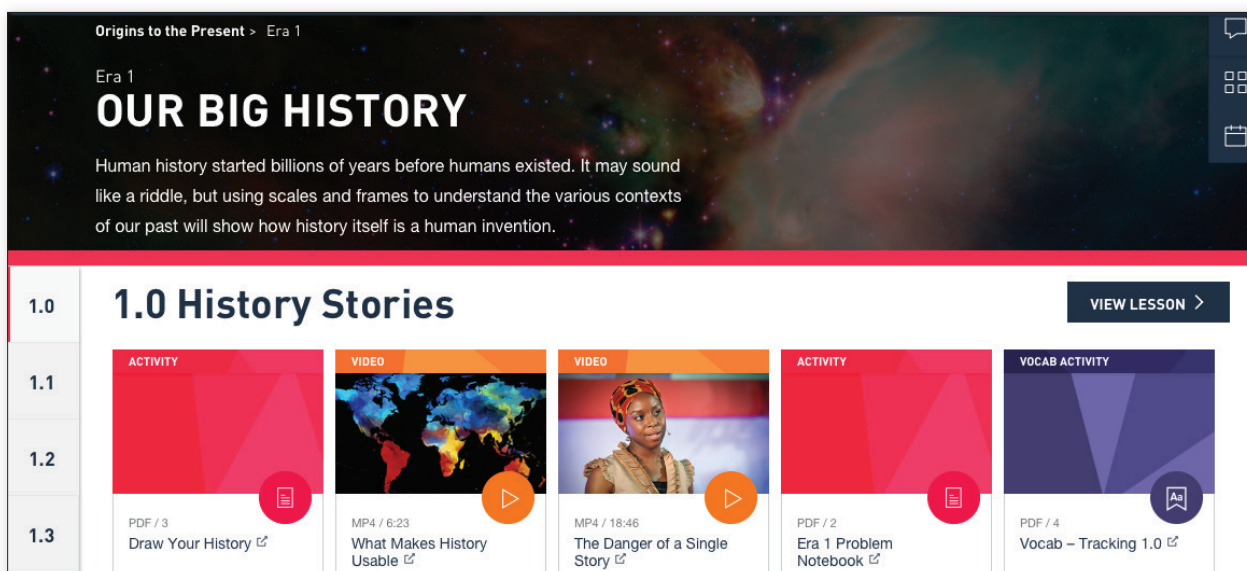
3. Click on and join “WHP Homeschoolers.
4. Join the conversation! Don’t hesitate to start by just introducing yourself. We’re all new to this, so don’t worry!



Problems with any of these steps? Reach out to help@oerproject.com! Seriously, we are here. We’ll help you figure it out.

Navigate the course with your student(s)

1. Where to start? How about the beginning? Seriously. Just head to Era 1 (Origins course) or Unit 1 (1750 course), Lesson 1, and start watching, reading, and discussing.



2. Starting on Monday, March 23, one of our teachers will put up daily videos to talk about the course. The goal is to set a pace and conversation for those working through the materials at home. Look for information here <https://community.oerproject.com/whp-homeschoolers/>.
3. Additionally, we will soon be offering a WHP course online, hosted by one of our WHP teachers. When this is available, you will be notified here.

Again, we know that all the sudden changes—to work, to home, to education, to life—can feel overwhelming. We hope these tips help you navigate the WHP course with your child. Please don’t hesitate to reach out, either to the community, or to our team at help@oerproject.com. If you would like a more detailed introduction to the course, with information about the course framework and content, check out the [WHP Course Guide](#).

For more detailed course information, the Origins Course Overview and 1750 Course Overview are valuable resources. All of these resources can be found here <https://whp.oerproject.com/Teacher-Resources>.